

VEO-AXS4P

AUDIO EXTRACTORS

HDMI® audio extractor



USER MANUAL

INDEX

1. IMPORTANT REMARK.....	3
2. IMPORTANT SAFETY INSTRUCTIONS	3
3. IMPORTANT NOTE.....	5
4. INTRODUCTION.....	5
5. PACKAGE CONTENTS.....	6
6. PANEL DESCRIPTIONS.....	6
6.1. Frontal Panel.....	6
6.2. Rear Panel	6
7. CONNECTION AND INSTALLATION	7
8. APPLICATION DIAGRAM	7
9. TECHNICAL SPECIFICATIONS.....	8

1. IMPORTANT REMARK




WARNING: SHOCK HAZARD - DO NOT OPEN
AVIS: RISQUE DE CHOC ÉLECTRIQUE - NE PAS OUVRIR



The lightning flash with arrowhead symbol, within an equilateral triangle, is intended to alert the user to the presence of uninsulated “dangerous voltage” within the product’s enclosure that may be of sufficient magnitude to constitute a risk of electric shock to persons.



The exclamation point within an equilateral triangle is intended to alert the user to the presence of important operating and maintenance (servicing) instructions in the literature accompanying the appliance.

WARNING (If applicable): The terminals marked with symbol of “” may be of sufficient magnitude to constitute a risk of electric shock. The external wiring connected to the terminals requires installation by an instructed person or the use of ready-made leads or cords.

WARNING: To prevent fire or shock hazard, do not expose this equipment to rain or moisture.

WARNING: An apparatus with Class I construction shall be connected to a mains socket-outlet with a protective earthing connection.

2. IMPORTANT SAFETY INSTRUCTIONS

1. Read these instructions.
2. Keep these instructions.
3. Heed all warnings.
4. Follow all instructions.
5. Do not use this apparatus near water.
6. Clean only with dry cloth.
7. Do not block any ventilation openings. Install in accordance with the manufacturer’s instructions.
8. Do not install near any heat sources such as radiators, heat registers, stoves, or other apparatus (including amplifiers) that produce heat.

9. Do not defeat the safety purpose of the polarized or grounding type plug. A polarized plug has two blades with one wider than the other. A grounding type plug has two blades and a third grounding prong. The wide blade or the third prong are provided for your safety. If the provided plug does not fit into your outlet, consult an electrician for replacement of the obsolete outlet.
10. Protect the power cord from being walked on or pinched particularly at the plugs, convenience receptacles, and at the point where they exit from the apparatus.
11. Only use attachments/accessories specified by the manufacturer.
12. Unplug the apparatus during lightening sorts or when unused for long periods of time.
13. Refer all servicing to qualified personnel. Servicing is required when the apparatus has been damaged in any way, such as power supply cord or plug is damaged, liquid has been spilled or objects have fallen into the apparatus, the apparatus has been exposed to rain or moisture, does not operate normally, or has been dropped.
14. Disconnecting from mains: Switching off the POWER switch all the functions and light indicators of the amplifier will be stopped, but fully disconnecting the device from mains is done unplugging the power cord from the mains input socket. For this reason, it always shall remain readily operable.
15. Equipment is connected to a socket-outlet with earthing connection by means of a power cord.
16. The marking information is located at the bottom of apparatus.
17. The apparatus shall not be exposed to dripping or splashing and that no objects filled with liquids, such as vases, shall be placed on apparatus.

NOTE: This equipment has been tested and found to comply with the limits for a Class A digital device, pursuant to part 15 of the FCC Rules. These limits are designed to provide reasonable protection against harmful interference when the equipment is operated in a commercial environment. This equipment generates, uses, and can radiate radio frequency energy and, if not installed and used in accordance with the instruction manual, may cause harmful interference to radio communications. Operation of this equipment in a residential area is likely to cause harmful interference in which case the user will be required to correct the interference at his own expense.



WARNING: This product must not be discarded, under any circumstance, as unsorted urban waste. Take to the nearest electrical and electronic waste treatment centre.

NEEC AUDIO BARCELONA, S.L. accepts no liability for any damage that may be caused to people, animal or objects due to failure to comply with the warnings above.

3. IMPORTANT NOTE

Thank you for choosing our Ecler **VEO-AXS4P HDMI® audio extractor!**

It is **VERY IMPORTANT** to carefully read this manual and to fully understand its contents before any connection in order to maximize your use and get the best performance from this equipment.

To ensure optimal operation of this device, we strongly recommend that its maintenance be carried out by our authorised Technical Services.

All ECLER products are covered by warranty, please refer to www.ecler.com or the warranty card included with this product for the period of validity and conditions.

4. INTRODUCTION

Ecler VEO-AXS4P is a professional HDMI® audio extractor that allows to de-embed audio from a HDMI® signal, including audio from 4K sources. VEO-AXS4P provides uncompressed LPCM analogue stereo signal through RCA and Phoenix balanced output as well as Dolby Digital and DTS multichannel signals through the coaxial S/PDIF digital output. VEO-AXS4P is HDCP 2.2 and HDMI® compliant, supporting data rates up to 18 Gbps and video resolutions up to 4K/60Hz with 4:4:4 chroma sample and HDR contents.

Features:

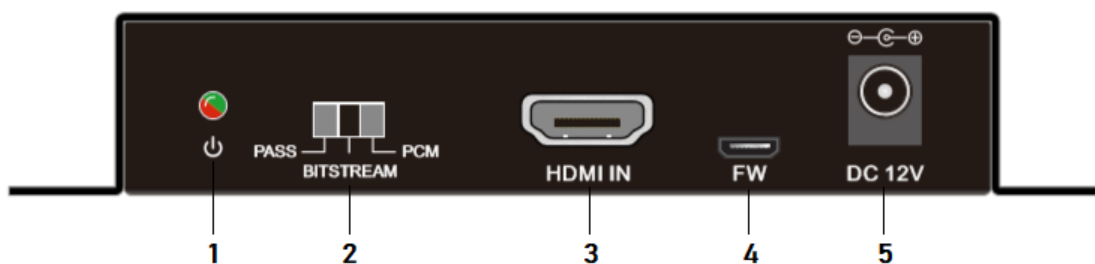
- Audio EDID Settings: Auto/2.0 CH/5.1CH
- Extracts the digital HDMI® audio signal from the HDMI® input to 2 channel analog stereo output or to 5.1 S/PDIF output
- Signal amplification and equalization to extend HDMI® input and output ports up to 10 meters (33 feet)
- Supports LPCM, Dolby Digital and DTS
- Supports resolution up to 4K@60Hz YUV4:4:4
- Supports deep colour up to 36bit
- Supports samplerate up to 192 KHz and resolutions up to 24 bit
- HDCP2.2/1.4 Compliant
- Supports CEC

5. PACKAGE CONTENTS

- 1 x Main Unit: 4K HDMI® Audio Extractor
- 1 x International DC 5V Power Supply

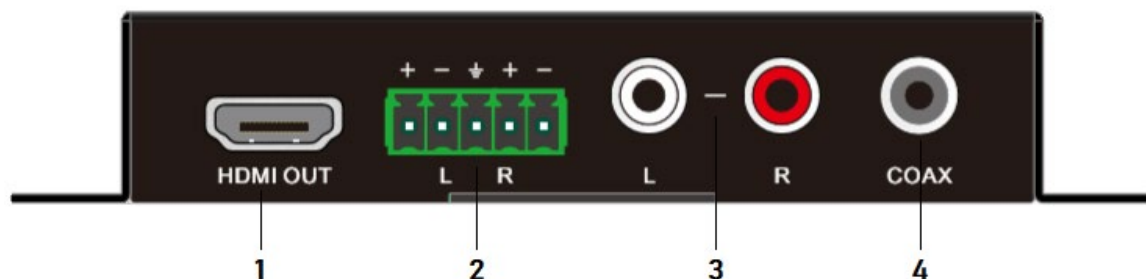
6. PANEL DESCRIPTIONS

6.1. Frontal Panel



1. Power/HDMI® Status Indicator
2. Audio EDID selector
3. HDMI® Input
4. Micro USB (Reserved)
5. 12V DC Input connector

6.2. Rear Panel

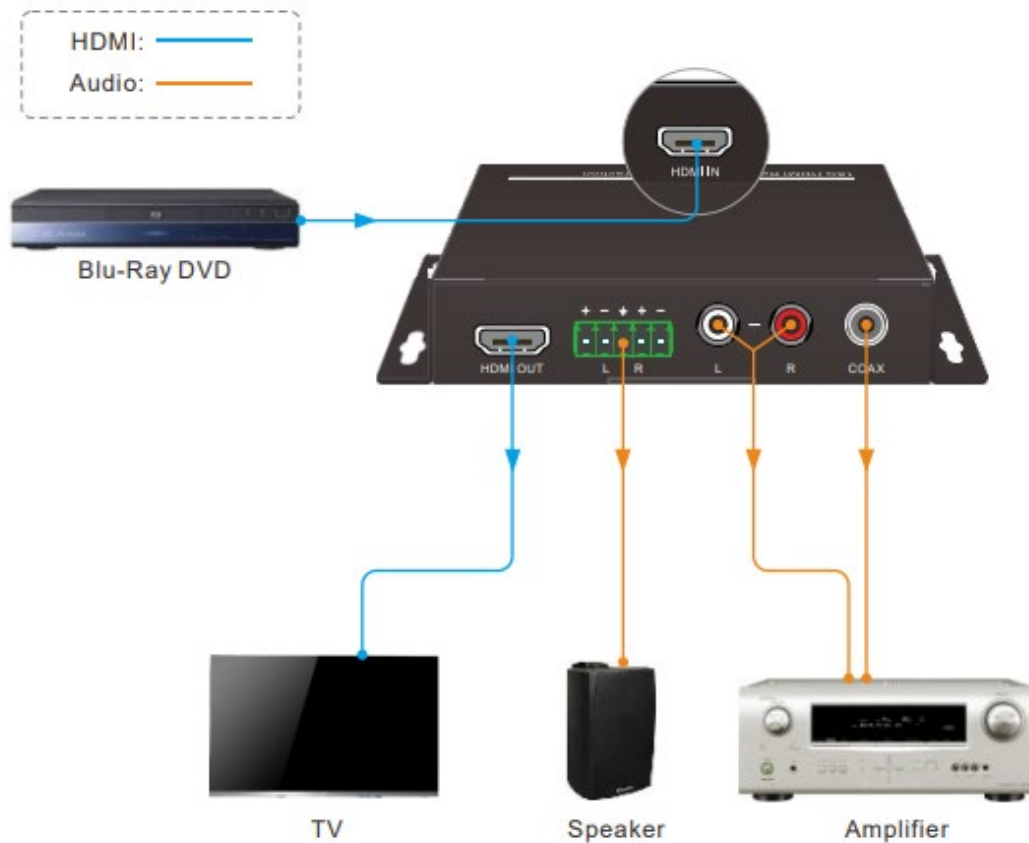


1. HDMI® Output
2. Balanced Stereo Audio Output
3. Unbalanced Stereo Audio Output
4. S/PDIF Coaxial Output

7. CONNECTION AND INSTALLATION

1. Connect a HDMI® signal source (such as Blue Ray Player, STB etc) into the HDMI® input of VEO-AXS4P.
2. Connect a HDMI® display device (such as a 4K or Full HD display) to the HDMI® output of VEO-AXS4P.
3. Connect S/PDIF audio cable or a Balanced/Unbalanced analogue audio cable to an amplifier or other audio devices input.
4. Connect the 5VDC power supply to the VEO-AXS4P 4K HDMI® Audio Extractor.

8. APPLICATION DIAGRAM



9. TECHNICAL SPECIFICATIONS

Max Resolutions	4K@60Hz 4:4:4
Color space	RGB, YCbCr
Color depth	8-bit, 10-bit, 12-bit
Signal Bandwidth	18 Gbps
CEC	Pass Through
HDCP	2.2/1.4 Compliant
HDR	HDR10
Audio Formats	LPCM 2.0, LPCM 5.1, Dolby Digital, DTS-HD Master Audio, Dolby true-HD
Audio Bit Depth	Support of 24-bit
Sample Rate	32KHz, 44.1KHz, 48KHz, 88.2KHz, 96KHz, 176.4KHz, 192KHz
Distance HDMI®	up to 10 meters with Ecler VEO cables
Operating Temperature	-10°C to 55°C 14°F to 131°F
Humidity	10 to 90% non-condensing
Power Consumption	3 W Max
Supply Input	AC 100V ~ 240V 50/60Hz Output: DC 12V --- 1A
Dimensions L x W x H	129 x 21.5 x 77 mm (5.08" x 0.85" x 3.03")
Weight	244 g (0.538 lbs)

All product characteristics are subject to variation due to production tolerances. **NEEC AUDIO BARCELONA S.L.** reserves the right to make changes or improvements in the design or manufacturing that may affect these product specifications.

For technical queries contact your supplier, distributor or complete the contact form on our website, in [Support / Technical requests](#).

Motors, 166-168 08038 Barcelona - Spain - (+34) 932238403 | information@ecler.com | www.ecler.com